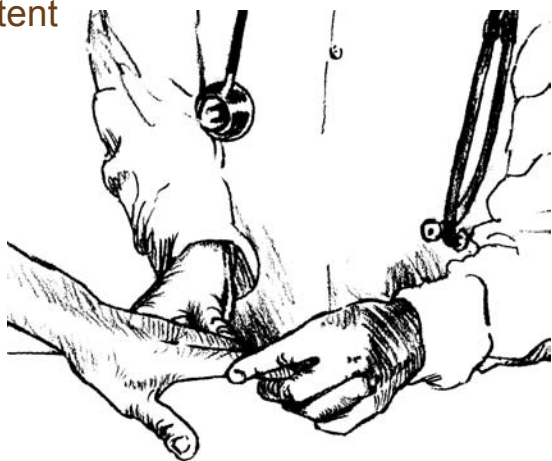



If you get a persistent skin problem, even a minor one, see a physician.


Be sure to tell your doctor that you work with wet portland cement.



Remember, your hands are your living.



Protect them.
They will last your lifetime.



© Copyright 2000 The Center to Protect Workers' Rights. All rights reserved. The Center to Protect Workers' Rights is a research arm of the Building and Construction Trades Dept., AFL-CIO: CPWR, 111 Massachusetts Ave. NW., Washington, D.C. 20001. (Edward C. Sullivan is president of the Building and Construction Trades Department and CPWR.) Production of this pamphlet was supported by a grant from the National Institute for Occupational Safety and Health (NIOSH). The contents are solely the responsibility of the authors and do not necessarily represent the official views of NIOSH. Written, developed, and produced for CPWR by FOF Communications.

SAVE YOUR SKIN

Glove Wear for Wet Cement Work

So,
you've
got your
gloves.

Ready
to put
them on,
right?



*Illustrations
by Stan Badgett*



Not so fast!

Did you clean your hands first?



Your hands might be **contaminated.**



Putting gloves on over these contaminants **traps** them against your skin.

That can lead to

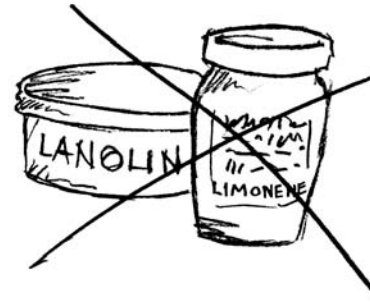
irritation and dermatitis.



Always wash with a pH-neutral or slightly acidic soap or cleaner.

Ask your pharmacist to recommend one.

At work, a buffering or neutralizing spray may reduce surface skin pH.



Avoid sensitizers, like lanolin and limonene.

If you must use lanolin or limonene, apply it at home after you have thoroughly cleaned your skin.

If you can't leave your work clothes at work, take them home in a separate container.

Trash bag work great!



Wash your work clothes separately to protect your family.



Clean **reusable** gloves daily. Follow the manufacturer's instructions.

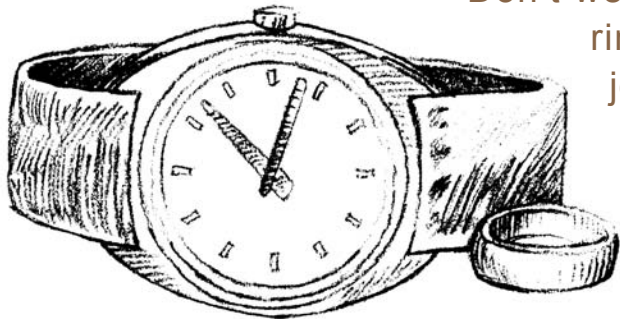
Store them away from tools and materials in a cool, dark, dry place.

To remove **disposable** gloves, peel back from the top, turning them inside out.

Discard them at the jobsite each day.



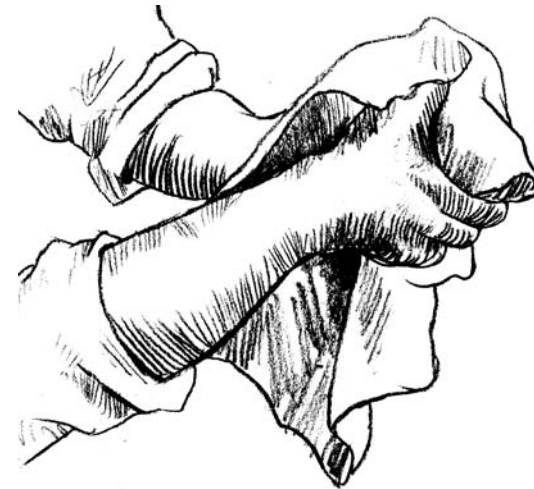
Don't wear watches, rings or other jewelry while you work.



So, wash your hands first.

Use a pH-neutral or slightly acidic soap.

Clean the nail beds, too.



Dry your hands thoroughly with a clean towel or wipe.

While you're at it, why not wear a light-weight cotton glove liner to keep your hands dry and comfortable.



If you remove your gloves during work, wash again with clean water and soap, or you may carry contaminants into your gloves.



If you have no clean water, try carrying a clean damp wash cloth or disposable towelettes.

Keeping gloves down, remove the first glove **only to the fingers**.



The cuff of the glove will remain over your palm.

Before removing your gloves, always clean off the outsides.

Follow the manufacturer's instructions.



To remove gloves, loosen them on both hands. Hold hands **down** so contaminated water will not drip onto skin or clothing.



Now, grabbing the second glove with the first glove, remove the second glove.



The first glove should slip off.

Try to handle gloves by the insides only.



Don't touch the outsides.